



Foot Health and Wellness

2020 Product Catalog



Apex Foot Health Industries was founded upon one mission: to be the industry leader in designing and manufacturing the highest quality footwear and to extend patient outcomes and improve lives.

For more than 50 years, our meticulous fabrication process has only improved, leading every footwear style to share the same strand of DNA, which must include the following characteristics:

Superior Quality, Construction, Adjustability, Fit, Functionality and Protection

Our footwear must meet the gold-standards that continue to make Apex the trusted brand of choice for you and your patients, over generations.

With trust comes responsibility and a steadfast dedication to explore and invest in the latest research, development, design features, materials, construction and manufacturing technologies.

Improving quality and consistency is only possible with the feedback from our loyal customers. It is these partnerships that help us strengthen the DNA of our products through a mutual endeavor to provide better quality care, comfort and relief for more people.

Thank you for being a valued customer and for helping Apex continue to fulfill our mission.

Table of Contents

Women’s Footwear	4	Men’s Boots	23
Women’s Active	5	Men’s Casual / Dress Biomechanical	24
Women’s Active Biomechanical	7	Men’s Stretch	25
Women’s Casual & Dress	8	Apex Custom Orthotics	26
Women’s Casual / Dress Biomechanical	11	Fitting, Fabricating & Evaluating	28
Women’s Stretch	13	Night Splints	29
Women’s & Men’s Balance	15	Fitting Tower & Merchandising Displays	30
Men’s Footwear	16	Jēba Compression Hosiery & Socks	32
Men’s Active	17	Copper Cloud Socks	34
Men’s Active Biomechanical	18	Prefabricated Orthotics	35
Men’s Casual & Dress	21		



All styles except 1201, 1209, BF100, BF110, and SS100 meet PDAC A5500 requirements. To view Apex PDAC letters visit: www.apexfoot.com/pdac.

Apex Footwear Collections Guide

Please look for icons to identify shoe features, styles and lasts.


	A A-Last	V V-Last	X X-Last	Ar Ariya	Ba Balance	B Biomechanical	C Conform	L Lexington	P Petals	S Stretchable
REMOVABLE DEPTH										
5/16" removable depth	✓	✓	✓	✓	✓				✓	
1/2" removable depth						✓	✓			✓
1/4" removable depth								✓		

OUTSOLE										
Rubber outsole for traction & stability	✓	✓	✓							
SATRA tested slip-resistant rubber outsole					✓				✓	
Polyurethane midsole/outsole unit for stability & durability				✓		✓	✓	✓		✓

MATERIAL										
Moisture-wicking polyester, antimicrobial mesh lining	✓	✓	✓	✓	✓	✓		✓	✓	
Breathable, open air mesh and leather upper	✓	✓	✓							
Full-grain leather upper			✓	✓		✓	✓	✓	✓	
Plastazote™ lined with removable conform orthotic							✓			

HEEL COUNTER										
Firm heel counter for optimal rearfoot control	✓	✓	✓	✓		✓	✓	✓	✓	
Firm, adjustable heel counter with hook and loop strap closure (AFO compatible)			✓		✓					
Heat moldable heel counter for custom fit	✓	✓	✓							

ADDITIONAL FEATURES										
High, wide toe box	✓	✓	✓	✓		✓	✓			
Soft padded collars	✓	✓	✓	✓	✓	✓	✓	✓	✓	✓



WOMEN'S FOOTWEAR

Apex Active footwear is designed to prevent injuries and provide quick, comfortable relief from pain and discomfort to help your patients lead a healthy and active lifestyle.

Padded Collar & Tongue

Provides cushioned comfort and prevents heel slippage

Biomechanical Footbed

Contoured EVA insole provides support, cushioning and shock absorption

Customization

The added EVA insole allows you to easily customize the comfort and fit of the shoe by trimming the insole at the areas of pressure. The insole may also be fully removed for additional depth.

Molded External Heel Counter

For supported rearfoot control

Triple Density Sculpted Midsole

Designed to preserve balance between your body and ground forces

Women's ACTIVE

Apex Women's active footwear styles are constructed to offer midfoot and rearfoot stability, pressure relief to the calcaneus, and shock attenuation for the foot and musculoskeletal system. The multiple removable layers, soft linings and wide last design offer protection, fitting flexibility, and the accommodation of orthotics and shoe modifications. Often recommended for people with diabetes, arthritis or anyone seeking shoes for maximum comfort.

X-LAST

Superior motion control X

- 5/16" removable depth in two layers for fitting flexibility
- Firm heel counter for optimal rear foot control
- High, wide toe box
- Moisture-wicking polyester, antimicrobial mesh lining
- Multi-density midsole with reinforced shank for torsional rigidity
- Rubber outsole for traction & stability
- Breathable, open air mesh and leather upper
- Soft padded collars

Boss Runner X



X521W
Color: Periwinkle
Sizes: 4.5-11, 12, 13
Widths: M, W, XW
Depth: 5/16"

X527W
Color: Silver/Sea Blue
Sizes: 4.5-11, 12, 13
Widths: M, W, XW
Depth: 5/16"

Lace Walker X



X801W
Color: Black
Sizes: 4.5-11, 12, 13
Widths: M, W, XW
Depth: 5/16"

X821W
Color: White/Grey
Sizes: 4.5-11, 12, 13
Widths: M, W, XW
Depth: 5/16"

X826W
Color: White
Sizes: 4.5-11, 12, 13
Widths: M, W, XW
Depth: 5/16"

Reina Runner X

* Patented Lockdown™ Heel Strap Design



X532W*
Color: Periwinkle
Sizes: 4.5-11, 12, 13
Widths: M, W, XW
Depth: 5/16"



V-LAST

Added traction & stability V

- 5/16" removable depth in two layers for fitting flexibility
- Firm heel counter for optimal rear foot control
- High, wide toe box
- Moisture-wicking polyester, antimicrobial mesh lining
- Multi-density midsole with reinforced shank for torsional rigidity
- Aggressive hard rubber outsole lug design for added traction
- Breathable, open air mesh and leather upper
- Soft padded collars

Strap Walker V



V952W
Color: White/Pink
Sizes: 4.5-11, 12, 13
Widths: M, W, XW
Depth: 5/16"

Lace Walker V



V854W
Color: White/Periwinkle
Sizes: 4.5-11, 12, 13
Widths: M, W, XW
Depth: 5/16"

Sierra Trail Runner V



V753W
Color: Grey/Purple
Sizes: 4.5-11, 12, 13
Widths: M, W, XW
Depth: 5/16"

V752W
Color: Brown/Pink
Sizes: 4.5-11, 12, 13
Widths: M, W, XW
Depth: 5/16"



V-Last outsoles are lighter weight, yet designed with superior stability that increase torsional rigidity improving the ability to modify the mid-sole.

A-LAST

Neutral motion A

- 5/16" removable depth in two layers for fitting flexibility
- Firm heel counter for optimal rear foot control
- High, wide toe box
- Moisture-wicking polyester, antimicrobial mesh lining
- Lightweight, multi-density EVA midsole
- Rubber outsole for traction & stability
- Breathable, open air mesh and leather upper
- Soft padded collars

Natural Knits A



A8000W
Color: Light Grey
Sizes: 5-11, 12, 13
Widths: M, W, XW
Depth: 5/16"

A8100W
Color: Dark Grey
Sizes: 5-11, 12, 13
Widths: M, W, XW
Depth: 5/16"

Breeze Knits A



A7000W
Color: Grey
Sizes: 5-11, 12
Widths: M, W, XW
Depth: 5/16"

A7100W
Color: Navy
Sizes: 5-11, 12
Widths: M, W, XW
Depth: 5/16"

A7200W
Color: Pink
Sizes: 5-11, 12
Widths: M, W, XW
Depth: 5/16"



Active BIOMECHANICAL B Collection

Designed to limit stress at the areas of the foot most susceptible to pain. Ambulator® Biomechanical® footwear provides superior comfort and protection with unique features such as polyurethane soles and moisture-wicking polyester, antimicrobial mesh linings.

- 1/2" removable hidden depth in 2 layers
- Firm heel counter for optimal rear foot stabilization
- High, wide toe box
- Moisture-wicking polyester, antimicrobial mesh lining
- Plastazote™ and EVA footbeds for fitting flexibility
- Polyurethane midsole/outsole unit for stability & durability
- Reinforced shank for midfoot support and torsional rigidity
- Full grain leather upper
- Soft padded collars

Double Strap Walker B



G8210W
Color: White
Sizes: 4.5-11, 12, 13
Widths: M, W, XW
Depth: 1/2"

G8010W
Color: Black
Sizes: 4.5-11, 12, 13
Widths: M, W, XW
Depth: 1/2"

Women's CASUAL & DRESS



PETALS^P

The lightest fashion-forward shoes ever made!

Soft, light and beautiful, our women's Petals footwear collection offers styles designed to provide maximum comfort and protection. With its incredibly lightweight structure and removable depth in two layers, these casual and dress styles are a perfect choice for women who need superior support and adjustability.

- 5/16" removable depth in two layers for fitting flexibility
- Firm heel counter for optimal rear foot stabilization
- Moisture wicking polyester, antimicrobial mesh lining
- SATRA tested slip-resistant rubber outsole
- Full grain leather and canvas uppers
- Soft padded collars

Sydney^P



A2200W
Color: Camel
Sizes: 5-11, 12, 13
Widths: M, W, XW
Depth: 5/16"

Emmy^{S P}

Stretchable Footwear

Linda^P



A720W
Color: Black
Sizes: 5-11, 12, 13
Widths: M, W, XW
Depth: 5/16"

A723W
Color: Tan
Sizes: 5-11, 12, 13
Widths: M, W, XW
Depth: 5/16"

A830W
Color: Black
Sizes: 5-11, 12, 13
Widths: M, W, XW
Depth: 5/16"

A832W
Color: Taupe
Sizes: 5-11, 12, 13
Widths: M, W, XW
Depth: 5/16"

Evelyn^P



A200W
Color: Black
Sizes: 5-11, 12, 13
Widths: M, W, XW
Depth: 5/16"

A205W
Color: Black Croc
Sizes: 5-11, 12, 13
Widths: M, W, XW
Depth: 5/16"

A215W
Color: Dark Brown
Sizes: 5-11, 12, 13
Widths: M, W, XW
Depth: 5/16"

Janice^P



A300W
Color: Black
Sizes: 5-11, 12, 13
Widths: M, W, XW
Depth: 5/16"

A301W
Color: Pewter
Sizes: 5-11, 12, 13
Widths: M, W, XW
Depth: 5/16"

A302W
Color: Bone
Sizes: 5-11, 12, 13
Widths: M, W, XW
Depth: 5/16"

Paige^P



A500W
Color: Black
Sizes: 5-11, 12, 13
Widths: M, W, XW
Depth: 5/16"

A501W
Color: Tan
Sizes: 5-11, 12, 13
Widths: M, W, XW
Depth: 5/16"

Apex slip-resistant footwear

The Petals collection includes fashionable designs for every occasion. The slip-resistant soles made from injected EVA ensure the shoes deliver the necessary safety and protection your patients require without the added weight.

- Firm heel counters for stability & control
- New slip-resistant rubber outsole for traction & stability



Indicates shoe features a slip-resistant sole



Lisa P 

Regina P 



A330W
Color: Black
Sizes: 5-11, 12, 13
Widths: M, W, XW
Depth: 5/16"

A335W
Color: Dark Brown
Sizes: 5-11, 12, 13
Widths: M, W, XW
Depth: 5/16"

A700W
Color: Black
Sizes: 5-11, 12, 13
Widths: M, W, XW
Depth: 5/16"

A705W
Color: Dark Brown
Sizes: 5-11, 12, 13
Widths: M, W, XW
Depth: 5/16"

Liv P 
Leather

Ellen P 
Canvas



A400W
Color: Black
Sizes: 5-11, 12, 13
Widths: M, W, XW
Depth: 5/16"

A401W
Color: Navy
Sizes: 5-11, 12, 13
Widths: M, W, XW
Depth: 5/16"

A402W
Color: Pink
Sizes: 5-11, 12, 13
Widths: M, W, XW
Depth: 5/16"

A403W
Color: White
Sizes: 5-11, 12, 13
Widths: M, W, XW
Depth: 5/16"

Casual / Dress

BIOMECHANICAL[®]

Collection B

Designed by a team of doctors and pedorthists to provide superior comfort and protection for those with diabetes, arthritis or painful foot conditions

Customization

The added EVA insole allows you to easily customize the comfort and fit of the shoe by trimming the insole at the areas of pressure. The insole may also be fully removed for additional depth.

Cushioning

Removable orthotics and polyurethane outsoles absorb shock forces and provide cushioning

Depth

3 removable insoles provide a 1/2" of removable depth for maximum protection and fitting flexibility

Stability

Hidden depth sole design with raised sidewalls and firm heel counters

Dual Polyurethane Midsole & Outsole Unit

For stability & durability

Protection

High, wide toe boxes and soft, safe linings help protect the foot from injury

Fit

Straight last design, with multiple removable insoles ensure a proper fit for all foot types



Miranda S P 

Donna S P 

Single Strap B

Mary Jane B



A350W
Color: Black
Sizes: 5-11, 12, 13
Widths: M, W, XW
Depth: 5/16"



A730W
Color: Black
Sizes: 5-11, 12, 13
Widths: M, W, XW
Depth: 5/16"




B3000W
Color: Black
Sizes: 4.5-11, 12, 13
Widths: M, W, XW
Depth: 1/2"



B6000W
Color: Black
Sizes: 4.5-11, 12, 13
Widths: M, W, XW
Depth: 1/2"

CONFORM

Collection C

 Indicates Plastazote™ foam lining

- 1/2" removable depth in 2 layers EVA footbeds for fitting flexibility
- Firm heel counter for optimal rear foot stabilization
- High, wide toe boxes
- Removable Plastazote™ Conform orthotic
- Polyurethane midsole/outsole unit for stability & durability
- Plastazote™ foam lining molds to the foot for a customized fit
- Full-grain leather upper
- Soft padded collars

Double Strap C



1260W
Color: Black
Sizes: 4.5-11, 12, 13
Widths: M, W, XW
Depth: 1/2"

1264W
Color: Taupe
Sizes: 4.5-11, 12, 13
Widths: M, W, XW
Depth: 1/2"

Classic Oxford Lace C



1270W
Color: Black
Sizes: 4.5-11, 12, 13
Widths: M, W, XW
Depth: 1/2"

STRETCH

Collection S

- Single hook & loop strap for maximum adjustability & easy on/off wear
- Seamless, stretchable uppers stretch to accommodate foot problems
- Soft fabric linings wick moisture away from the foot
- 1/2" removable depth to accommodate orthotics
- 3 removable layers for fitting flexibility
- Recommended for diabetes, arthritis or swollen feet
- Machine washable (T2000 & T2400 only)

Unisex Single Strap S



T2000
Color: Black
Wide: 4.5-12, 13
X-Wide: 6-14, 15, 16
XX-Wide: 7-14, 15, 16
XXX-Wide: 7-14, 15, 16
Depth: 1/2"

T2400
Color: Taupe
Wide: 4.5-12, 13
X-Wide: 6-14, 15, 16
XX-Wide: 7-14, 15, 16
Depth: 1/2"



Unisex Basis™ Slip-On S



SS100
Color: Black
Sizes: F: 5-15
M: 4-14
Widths: Stretchable Width
Depth: 5/16" in 2 layers
**Not PDAC Verified*

Benefits & Features:

Washable (*Do Not Put In Dryer*)
Unisex sizing
No additional widths

- Simple design and over-sized pull tabs allow for easy donning
- Slip-resistant sole
- 1/2" removable heel lift
- Removable foot bed
- Full toe box
- Heel counter
- Highly breathable
- Rear foot insole board for rear foot stability



Extend Orthotic Therapy by 30%

Developed to Extend Indoor AFO & Orthotic Wear-Time. Also An Ideal House Slipper & Travel Companion!

Unisex Single Strap S

**Sold Individually (Rt or Lt)*



1201
Color: Black
Wide: 4.5/5-12.5, 13
X-Wide: 5.5/6-13.5, 14
Depth: 1/2"
**Not PDAC Verified*

Unisex Double Strap S



1200
Color: Black
Wide: 4.5/5-11, 12, 13
X-Wide: 6-14
XX-Wide: 5.5/6-14.5/15
Depth: 1/2"

Unisex Triple Strap S

**Sold Individually (Rt or Lt)*



1209
Color: Black
Wide: 4.5/5-12.5/13
X-Wide: 5.5/6-13.5/14
XX-Wide: 5.5/6-14.5/15
Depth: 1/2"
**Not PDAC Verified*



THE STATISTICS ARE OVERWHELMING!

Be a Part of the Solution!

Falls among our senior population is a little-known secret in healthcare. Most people who are having balance problems believe that falling is just a part of getting older. They keep it secret from family, friends and doctors for fear of losing their independence. Then they have a really bad fall and break their hip...or worse.



One in three Americans aged 65 or older falls each year



Every 11 seconds, an older adult is treated in the emergency room for a fall



Every 19 minutes, an older adult dies from a fall



Falls are the leading cause of death from injury among Americans age 65 or older

ASK ABOUT OUR FALLS RISK MANAGEMENT PROGRAM FOR YOUR PRACTICE

(You may qualify for a complimentary listing on myfallrisk.com)

BALANCE FOOTWEAR

The **Moore Balance Shoe (MBS)** is the first-ever footwear scientifically designed to reduce one's risk of falling.

Features of the Moore Balance Shoe include:

- 5/16" removable depth in two layers for fitting flexibility
- Firm, adjustable heel counter with hook and loop strap closure (AFO compatible)
- Moisture-wicking polyester, antimicrobial mesh lining
- Extended tongue opening for easy AFO fit (AFO feature)
- Stretchable, breathable forefoot material
- Textured footbed provides proprioceptive sensory feedback for polyneuropathy
- Firm, supportive midsole
- Slip-resistant rubber outsole
- Soft padded collars
- Meets standards for coverage under Medicare's Diabetic Shoe Program



Moore Balance Shoe S Ba



A3200M - Men's
Color: Black
Sizes: 7-13, 14, 15
Widths: M, W, XW
Depth: 5/16"

A3200W - Women's
Color: Black
Sizes: 5-11, 12
Widths: M, W, XW
Depth: 5/16"



MEN'S FOOTWEAR

Apex footwear is designed to prevent injuries and provide quick relief from pain and discomfort to help your patients lead a healthy and active lifestyle.

Padded Collar & Tongue

Provides cushioned comfort and prevents heel slippage

Biomechanical Footbed

Contoured EVA insole provides support, cushioning and shock absorption

Triple Density Sculpted Midsole

Designed to preserve balance between your body and ground forces



Customization

The added EVA insole allows you to easily customize the comfort and fit of the shoe by trimming the insole at the areas of pressure. The insole may also be fully removed for additional depth.

Molded External Heel Counter

For supported rearfoot control

Men's ACTIVE

Apex Men's active footwear styles are constructed to offer midfoot and rearfoot stability, pressure relief to the calcaneus, and shock attenuation for the foot and musculoskeletal system. The multiple removable layers, soft linings and wide last design offer protection, fitting flexibility, and the accommodation of orthotics and shoe modifications. Often recommended for people with diabetes, arthritis or anyone seeking shoes for maximum comfort.

X-LAST^x

Superior motion control

- 5/16" removable depth in two layers for fitting flexibility
- Firm heel counter for optimal rearfoot control
- High, wide toe box
- Moisture-wicking polyester, antimicrobial mesh lining
- Multi-density midsole with reinforced shank for torsional rigidity
- Rubber outsole for traction & stability
- Breathable, open air mesh and leather upper
- Soft padded collars



Double Strap Walker^x



X920M
Color: Black
Sizes: 6.5-13, 14, 15
Widths: M, W, XW
Depth: 5/16"

X926M
Color: White
Sizes: 6.5-13, 14, 15
Widths: M, W, XW
Depth: 5/16"

Lace Walkers^x



X801M
Color: Black
Sizes: 6.5-13, 14, 15
Widths: M, W, XW
Depth: 5/16"

X821M
Color: White/Grey
Sizes: 6.5-13, 14, 15
Widths: M, W, XW
Depth: 5/16"

X826M
Color: White
Sizes: 6.5-13, 14, 15
Widths: M, W, XW
Depth: 5/16"

X903M
Color: Black
Sizes: 6.5-13, 14, 15
Widths: M, W, XW
Depth: 5/16"

Triple Strap Walker^x

Boss Runners X



X520M*
Color: Black
Sizes: 6.5-13, 14, 15
Widths: M, W, XW
Depth: 5/16"

X521M
Color: Blue
Sizes: 6.5-13, 14, 15
Widths: M, W, XW
Depth: 5/16"

X522M*
Color: White
Sizes: 6.5-13, 14, 15
Widths: M, W, XW
Depth: 5/16"

Rhino Runner X



X532M*
Color: Blue
Sizes: 6.5-13, 14, 15
Widths: M, W, XW
Depth: 5/16"

Bungee Strap X



A6000M
Color: Black
Sizes: 7-13, 14, 15
Widths: M, W, XW
Depth: 5/16"

V-LAST

Added traction & stability V

- 5/16" removable depth in two layers for fitting flexibility
- Firm heel counter for optimal rearfoot control
- High, wide toe box
- Moisture-wicking polyester, antimicrobial mesh lining
- Multi-density midsole with reinforced shank for torsional rigidity
- Aggressive hard rubber outsole lug design for added traction
- Breathable, open air mesh and leather upper
- Soft padded collars

Sierra Trail Runner V



V751M
Color: Brown
Sizes: 6.5-13, 14, 15
Widths: M, W, XW
Depth: 5/16"

V753M
Color: Grey/Blue
Sizes: 6.5-13, 14, 15
Widths: M, W, XW
Depth: 5/16"

Stealth Runner V



V551M
Color: Blue
Sizes: 6.5-13, 14, 15
Widths: M, W, XW
Depth: 5/16"

Strap Walker V



V950M
Color: Black
Sizes: 6.5-13, 14, 15
Widths: M, W, XW
Depth: 5/16"

V952M
Color: White
Sizes: 6.5-13, 14, 15
Widths: M, W, XW
Depth: 5/16"

Active BIOMECHANICAL B Collection

Designed to limit stress at the areas of the foot most susceptible to pain. Ambulator® Biomechanical® footwear provides superior comfort and protection with unique features such as polyurethane soles and moisture-wicking polyester, antimicrobial mesh linings.

- 1/2" removable hidden depth in 3 layers
- Firm heel counter for optimal rear foot stabilization
- High, wide toe box
- Moisture-wicking polyester, antimicrobial mesh lining
- Plastazote™ and EVA footbeds for fitting flexibility
- Polyurethane midsole/outsole unit for stability & durability
- Reinforced shank for midfoot support and torsional rigidity
- Full grain leather upper
- Soft padded collars

Lace Walker B



G7000M
Color: Black
Sizes: 6.5-13, 14, 15, 16
Widths: M, W, XW
Depth: 1/2"

G7200M
Color: White
Sizes: 6.5-13, 14, 15, 16
Widths: M, W, XW
Depth: 1/2"

Double Strap Walker B



G8210M
Color: White
Sizes: 6.5-13, 14, 15, 16
Widths: M, W, XW, XXW
Depth: 1/2"

G8010M
Color: Black
Sizes: 6.5-13, 14, 15, 16
Widths: M, W, XW, XXW
Depth: 1/2"

A-LAST

Neutral motion ^A

- 5/16" removable depth in two layers for fitting flexibility
- Firm heel counter for optimal rear foot control
- High, wide toe box
- Moisture-wicking polyester, antimicrobial mesh lining
- Lightweight, multi-density EVA midsole
- Rubber outsole for traction & stability
- Breathable, open air mesh and leather upper
- Soft padded collars

Natural Knits ^A



A8000M

Color: Light Grey
Sizes: 7-13, 14
Widths: M, W, XW
Depth: 5/16"

A8100M

Color: Dark Grey
Sizes: 7-13, 14
Widths: M, W, XW
Depth: 5/16"

Bungee ^A

Innovative bungee closure



A5000M

Color: Black
Sizes: 7-13, 14, 15
Widths: M, W, XW
Depth: 5/16"

Bolt Knits ^A

Innovative bungee closure



A7000M

Color: Black
Sizes: 7-13, 14, 15
Widths: M, W, XW
Depth: 5/16"

A7100M

Color: Navy
Sizes: 7-13, 14, 15
Widths: M, W, XW
Depth: 5/16"

A7200M

Color: Lime
Sizes: 7-13, 14, 15
Widths: M, W, XW
Depth: 5/16"



Men's CASUAL & DRESS

The Apex men's Casual/Dress collection offers the ultimate in comfort and function without compromising style. All shoes are built on anatomical lasts designed to provide a comfortable, healthy fit. The Lexington™ collection features an advanced performance insole for maximum comfort. The Ariya™ collection includes removable layers to accommodate orthotics for fitting flexibility.

ARIYA™ ^{Ar}

- 5/16" removable depth in two layers for fitting flexibility
- Firm heel counter for optimal rearfoot stabilization
- High, wide toe box
- Moisture-wicking polyester, antimicrobial mesh lining
- Polyurethane midsole/outsole unit for traction, stability & durability
- Full-grain leather upper
- Soft padded collars

Moc Toe Ariya ^{Ar}



Y900M

Color: Black
Sizes: 6.5-13, 14, 15
Widths: M, W, XW
Depth: 5/16"

Y910M

Color: Brown
Sizes: 6.5-13, 14, 15
Widths: M, W, XW
Depth: 5/16"



LEXINGTON™
Collection

- 1/4" removable depth
- Firm heel counter for optimal rearfoot stabilization
- Moisture-wicking polyester, antimicrobial mesh lining
- Polyurethane midsole/outsole unit for traction, stability & durability
- Reinforced shank for midfoot support and torsional rigidity
- Full-grain leather upper
- Soft padded collars

Moc Toe Lexington L



LT900M

Color: Black
Sizes: 7-13, 14
Widths: M, W, XW
Depth: 1/4"

LT910M

Color: Brown
Sizes: 7-13, 14
Widths: M, W, XW
Depth: 1/4"

Classic Loafer L

Fully functional vamp opening
for easy foot insertion.



LT200M

Color: Black
Sizes: 7-13, 14
Widths: M, W, XW
Depth: 1/4"

LT210M

Color: Brown
Sizes: 7-13, 14
Widths: M, W, XW
Depth: 1/4"

Classic Cap Toe L



LT600M

Color: Black
Sizes: 7-13, 14
Widths: M, W, XW
Depth: 1/4"

LT610M

Color: Brown
Sizes: 7-13, 14
Widths: M, W, XW
Depth: 1/4"

Men's
BOOTS

Hudson L

Chukka Boot - Lace

Logan L

Chelsea Boot - Side Zipper



LT410M

Color: Brown
Sizes: 7-13, 14
Widths: M, W, XW
Depth: 1/4"

LT460M

Color: Brown
Sizes: 7-13, 14
Widths: M, W, XW
Depth: 1/4"

Hiking Boot Ar



A4000M

Color: Black
Sizes: 7-13, 14, 15
Widths: M, W, XW
Depth: 5/16"

A4100M

Color: Brown
Sizes: 7-13, 14, 15
Widths: M, W, XW
Depth: 5/16"

Strap Boot B



B4200M

Color: Black
Sizes: 6.5-13, 14, 15, 16
Widths: M, W, XW
Depth: 1/2"

Lace Boot B



B4500M

Color: Black
Sizes: 6.5-13, 14, 15, 16
Widths: M, W, XW
Depth: 1/2"



CONFORM

Collection **C**

- 1/2” removable depth in 2 layers EVA footbeds for fitting flexibility
- Firm heel counter for optimal rearfoot stabilization
- High, wide toe boxes
- Removable Plastazote™ Conform orthotic
- Polyurethane midsole/outsole unit for stability & durability
- Plastazote™ foam lining molds to the foot for a customized fit
- Full-grain leather upper
- Soft padded collars

 Indicates Plastazote™ foam lining

Oxford Strap **C**



1260M
Color: Black
Sizes: 6.5-13, 14, 15, 16
Widths: M, W, XW, XXW
Depth: 1/2”

1261M
Color: Brown
Sizes: 6.5-13, 14, 15, 16
Widths: M, W, XW
Depth: 1/2”

Oxford Lace **C**



1270M
Color: Black
Sizes: 6.5-13, 14, 15, 16
Widths: M, W, XW
Depth: 1/2”

Casual/Dress BIOMECHANICAL®

Collection **B**

- 1/2” removable depth in 3 layers*
- Firm heel counter for optimal rear foot stabilization
- High, wide toe box
- Moisture-wicking polyester, antimicrobial mesh lining
- Plastazote™ and EVA footbeds for fitting flexibility
- Polyurethane midsole/outsole unit for stability & durability
- Reinforced shank for midfoot support and torsional rigidity
- Full grain leather upper
- Soft padded collars

Classic Moc **B**

Fully functional vamp opens all the way for easy foot insertion.



B5000M
Color: Black
Sizes: 6.5-13, 14, 15, 16
Widths: W, XW, XXW
Depth: 1/2”

Classic Oxford **B**



B3000M
Color: Black
Sizes: 6.5-13, 14, 15, 16
Widths: M, W, XW, XXW
Depth: 1/2”

B3100M
Color: Brown
Sizes: 6.5-13, 14, 15, 16
Widths: M, W, XW,
Depth: 1/2”

STRETCH

Collection **S**

- Single hook & loop strap for maximum adjustability & easy on/off wear
- Seamless, stretchable uppers stretch to accommodate foot problems
- Soft fabric linings wick moisture away from the foot
- ½” removable depth to accommodate orthotics
- 3 removable layers for fitting flexibility
- Recommended for diabetes, arthritis or swollen feet
- Machine washable (T2000 & T2400 only)

Unisex Single Strap **S**



T2000
Color: Black
Med: 3.5-11, 12
Wide: 5-13, 14, 15, 16
X-Wide: 6-13, 14, 15, 16
XX-Wide: 6-13, 14, 15, 16
Depth: 1/2”

T2400
Color: Taupe
Med: 3.5-11, 12
Wide: 5-13, 14, 15, 16
X-Wide: 6-13, 14, 15, 16
Depth: 1/2”



Unisex Double Strap **S**



1200
Color: Black
Med: 3.5-11, 12
Wide: 5-13, 14, 15, 16
X-Wide: 6-13, 14, 15, 16
Depth: 1/2”

Unisex Single Strap **S**

*Sold Individually (Rt or Lt)



1201
Color: Black
Med: 3.5/4-11.5/12
Wide: 4.5/5-14.5/15
Depth: 1/2”
**Not PDAC Verified*

Unisex Triple Strap **S**

*Sold Individually (Rt or Lt)



1209
Color: Black
Med: 3.5/4-11.5/12
Wide: 4.5/5-15.5/16
X-Wide: 4.5/5-15.5/16
Depth: 1/2”
**Not PDAC Verified*

Bilam
EVA Base 45 Durometer
CU40668



- Available to ship bundled with shoes
- Quick turn-around time

PDAC verified for A5514
Conform Foam, soft top cover, and lightweight EVA base.

Trilam
EVA Base 45 Durometer
CDIUP



- Layer of PPT for protection from shock and shear
- Available to ship bundled with shoes
- Quick turn-around time

PDAC verified for A5514
Conform Foam, soft top cover, and lightweight EVA base.

Bundle Shoes & CDIs using
OHI | Scan Technology

- Footwear & CDIs bundled and shipped together
- Fabricated to precisely fit Apex footwear
- No adjustments necessary
- Guaranteed to fit
- Available with modifications to meet patients’ needs
- Medicare PDAC Code Verified



Order a Free* CDI Starter Kit!

One carton (10 pair) of 1124 Foamart® with shipping labels and order forms.

(Item # 5DCUSTKIT) *New CDI customers only

FOAMART®
Fitting Kit

When taking a negative impression of a patient's foot, there is no system that can match the convenience and accuracy of Foamart® Foot Impression Kits. In just seconds, a technician can take an impression of the patient's foot that will accurately match its size, Tecnicians can use Foamart® Foot Impression Kits to take an impression of the patient's foot/feet that will accurately match its size, shape and arch, and it only takes seconds. Scans of foam impressions are also accepted. Foamart® is the highest quality foam available and will not crack during or after an impression. Available in convenient self-mailer boxes or in bulk form. Foamart® comes in two sizes - standard (12") and long (14").

Product #	Description	Sizes	Quantity
1122	Foamart® Bulk Pack - Standard	2" x 6" x 12"	12 pair
1123	Foamart® Impression Kit - Standard	2" x 6" x 12"	12 pair
1124	Foamart® Impression Kit - Long	2" x 6" x 14"	10 pair
1125	Foamart® Bulk Pack - Long	2" x 6" x 14"	12 pair
1128	Foamart® Economy Singles - Long	2" x 6" x 14"	12 pair
1129	Foamart® Impression Kit - Big Foot	2 ½" x 6" x 13 ¾"	12 pair

*See price list for more information The Original Foot Impression Foam

Ready-made
PLASTAZOTE™
Thermothotics™

Apex Thermothotics™ is a unique line of inserts designed to help protect the “at risk” patient with diabetes. Everything in the Thermothotic line is completely heat moldable and features a Plastazote™ top cover for continuous protection and comfort.

Apex Thermothotics™ are available in EVA with Plastazote™ top-covers. Apex Thermothotics™ make it easy and cost effective for you to properly protect your patients with diabetes and are **PDAC verified for A5512.**



Available to ship and bundle with Apex footwear.

Anatomical
Thermothotics™
EVA base

Fits all Apex Footwear
Fuller fit across midfoot and arch
40668



Multi-density orthotics feature a conformable 1/8” Plastazote™ top cover for continuous protection and comfort. The 3/16” EVA base is lightweight, durable and heat moldable. Easy to trim and grind.

Top - 1/8” Plastazote™ Medium. Base Material - 3/16” EVA - 45 Dur. (Shore A) Anatomical Shape or Contour Shape

Men's Sizes: 6-12.5, 13, 14, 15, 16
Women's Sizes: 4-10.5, 11, 12, 13

Contour
Thermothotics™
EVA Base

Fits All Apex Footwear and Other Brands
1584



CONFORM®
Insoles

Conform Insole Orthotics and Conform Insoles with gel are comfortable, lightweight orthotics that absorb shock and mold to your feet for unsurpassed comfort and protection.

Apex Conform
Insoles



The Plastazote™ top cover conforms to accommodate pressure “hot” spots, making this insole recommended for diabetic and arthritic patients.

Men's Sizes: 6-16 (whole sizes only)
Women's Sizes: 4-13 (whole sizes only)

Apex Conform Insoles
with Gel



The insoles feature state-of-the-art gel technology for extra protection at the areas most susceptible to pain. The Plastazote™ top cover conforms to accommodate pressure “hot” spots, making this insole ideal for diabetic and arthritic patients.

Men's Sizes: 6-16 (whole sizes only)
Women's Sizes: 4-13 (whole sizes only)

Apex®

HARRIS MAT SET

The set includes the imprint mat, paper, ink and roller. It produces a weight-bearing imprint of the foot, thereby measuring pressure disbursement and arch shape. Ink, paper, mat and roller also sold seperately.

See price list for details.



Thermothotic™

MOLDING KITS

Thermothotic™ Molding Kits offer a very easy, effective and quick system to heat mold inserts to properly achieve total contact with your patient's foot. The kits include a unique polyurethane molding pillow which allows your patients to remain seated throughout the molding process, easily molding the orthotic to each arch to achieve total comfort.

Thermothotic™ Molding Kits include Thermo Gloves, silicone oven liners, a timer, thermometer and two molding pillows.

Thermothotic™

Molding Kit

TMMK

- Apex Molding Pillow (2 each)
- Apex Thermo Gloves (1 pair)
- Silicone Oven Liner
- Digital Timer
- Thermometer

Thermothotic™

Molding Kit with Oven

TMMK-1

- Convection Oven (1 each)
- Apex Molding Pillow (2 each)
- Apex Thermo Gloves (1 pair)
- Silicone Oven Liner
- Digital Timer
- Thermometer



Apex®

FOOT MEASURING SYSTEMS

Accurately measures heel-to-toe length, heel-to-ball length (1131 only), and width of the foot. One device now available for both men and women. Children's devices also available.



1131A
(universal)



1131C
(children's)



1141

APEX®

BUNION NIGHT SPLINT

Apex Bunion Night Splints help keep your big toe aligned and comforts pain caused by bunions. The soft bumperpad cushions the big toe, while the hook-and-loop strap acts as a lever to gradually align the big toe, relieving discomfort. Apex Bunion Night Splints should be worn at night.

	WOMEN	MEN
SMALL	4-7.5	N/A
MEDIUM	8-10.5	6-9.5
LARGE	11+	10+

Style: 3001 Bunion Night Splint
Small, medium, large - left or right



All the Shoes You Need in One Display Center!

The APEX Rotating Fitting Tower is the heart of your shoe program.

A shoe sample kit that includes our best-selling footwear in the most requested sizes ships with the tower. Its purpose is to offer patients corresponding shoes to try on once their feet are measured. This ensures a perfect fit every time!



Rotating Fitting Tower

- Fitting tower (68"x34"x34")
- Shoe sample kit (40 half pairs)
- Brannock measuring device
- 25 patient brochures
- One molding pillow for A5512 heat-molded inserts

Rotating Fitting Tower Display Set

- Includes:
- Apex Shoe Display- Tower & Base
 - Apex Shoe Display- Signage/Shelves
 - Men's Shoe Display Sample Kit
 - Women's Shoe Display Sample Kit

Shoe selection may be updated from those featured in this photograph



APEX TWO-SIDED DISPLAY PROGRAMS...

Everything You Need to Be the Go-To Resource for Therapeutic Footwear, Compression and Comfort in Your Community!



(20.5"w x 64.6"h x 20.5"d)
(Signage and 6" Pegs Included)

Apex Shoe Display



(20.5"w x 64.6"h x 20.5"d)
(Signage and 6" Pegs Included)

Jēba Compression Hosiery, Orthotic Inserts and Copper Cloud Sock Display



(20.5"w x 64.6"h x 20.5"d)
(Signage and 6" Pegs Included)

Jēba Compression Hosiery Display

Call 800.252.2739 to learn more

(Marketing Materials, Patient Information & Online Shoe Fitting Course Provided at No Charge. Merchandising Displays provided with purchase of products)

Jēba men's and women's compression hosiery wear includes preventative and medical gradient compression levels, available in mild/moderate 15-20 mmHg and moderate/firm 20-30 mmHg compression. Jēba combines function and fashion, but more importantly comfort and support.

Our experts reviewed and compared the leading brands in the industry before designing a compression hosiery line that would take the best of the best, and came up with a superior product line. Jēba is made from premium yarns, using the most advanced manufacturing technologies in the industry to ensure top-quality and optimum outcomes with lower extremity health and wellness in mind.

Jēba Features:

- Easy-on and easy-off graduated compression
- Non-slip support for thigh-high and pantyhose styles
- Non-binding top bands
- 100% latex-free materials
- Durable and breathable material blends

Designed With You in Mind

Different conditions and lifestyles require different compression levels. Our sock and hosiery products are designed with every customer and lifestyle in mind.

Jēba is recommended for the following conditions:

- Venous stasis – blood clotting and pooling
- Lower extremity pain and fatigue
- Circulation issues resulting from diabetes
- Edema/swelling
- CVI (Chronic Venous Insufficiency)
- DVT (Deep Vein Thrombosis)
- Phlebitis – inflammation
- Venous ulcers
- Lymphedema

Jēba is ideal for the following People:

- Those who suffer from diabetes
- The Aging and Elderly
- Those with venous diseases
- Runners & athletes
- Those who work on their feet
- Frequent travelers

Styles you will love. Quality you can trust. Prices you will appreciate.

Questions or comments? We'd love to hear from you! Send us an email at: Jeba@ohi.net

Thank you for choosing Jēba!



JēBA™

COMPRESSION HOSIERY



Unisex
Polka Dot
Knee-High

Sku:
J2030UCKHC2000
Color:
Blue/Gold
Size:
S, M, L, XL



Unisex
Argyle
Knee-High

Sku:
J2030UCKHC1000
Color:
Black/Red/Grey
Size:
S, M, L, XL



Unisex
Royal
Knee-High

Sku:
J2030UCKHC4000
Color:
Blue/Black
Size:
S, M, L, XL



Unisex
Damask
Knee-High

Sku:
J2030UCKHC3000
Color:
Black/Grey
Size:
S, M, L, XL

12 Styles and 2 Levels of Compression

15-20 mmHg (Mild-Moderate Compression)
and 20-30 mmHg (Moderate-Firm Compression)



Men's
Business Trouser
Knee-High

Sku:
J2030MBRB
Color:
Black
Size:
S, M, L, XL




Women's
Pantyhose

Sku:
J2030WSVPB
Color:
Black
Size:
M, L, XL



Women's
Diamond
Knee-High

Sku:
J2030WDDB
Color:
Black
Size:
S, M, L, XL



Women's
Pantyhose

Sku:
J2030WSVPN
Color:
Neutral
Size:
M, L, XL



Unisex
Active Cushion
Knee-High

Sku:
J2030UACB
Color:
Black
Size:
S, M, L, XL



Women's
Thigh-High

Sku:
J2030WSVTHB
Color:
Black
Size:
M, L, XL



Unisex
Active Cushion
Knee-High

Sku:
J2030UACW
Color:
White
Size:
S, M, L, XL



Women's
Thigh-High

Sku:
J2030WSVTHN
Color:
Neutral
Size:
M, L, XL

COPPER CLOUD

Socks

Features:

- Non-binding, reinforced ribbed design
- Moisture-wicking acrylic to keep feet cool and dry
- Extended “Y” heel pocket construction for a better fit
- Heel and forefoot padding
- Antimicrobial, antifungal and antibacterial copper infused yarn
- Light arch support
- Ventilated airflow
- Flat seam construction for added protection



Copper Cloud
No Show

Black X-Small - S100XS
Black Small - S100S
Black Medium - S100M
Black Large - S100L

White X-Small - S120XS
White Small - S120S
White Medium - S120M
White Large - S120L



Copper Cloud
Ankle

Black X-Small - S200XS
Black Small - S200S
Black Medium - S200M
Black Large - S200L

White X-Small - S220XS
White Small - S220S
White Medium - S220M
White Large - S220L



Copper Cloud
Crew Length

Black X-Small - S300XS
Black Small - S300S
Black Medium - S300M
Black Large - S300L

White X-Small - S320XS
White Small - S320S
White Medium - S320M
White Large - S320L

RETAIL

Collection

- Removable foot beds
- Foldable for travel
- Full grain leather uppers
- Lightweight
- High wearing rubber sole

(Not PDAC Verified)



Apex®

ballet flats

BF100W
Color: Black
Sizes: 5-11
Widths: M

BF110W
Color: Taupe
Sizes: 5-11
Widths: M

Apex®

A-WAVE

THE COMFORT SOLUTION

Apex A-Wave orthotics conquer foot pain through a proprietary blend of thermo-plastic resins, high-performance foam and luxurious yet supportive gels. Experience a gentle wave of comfort, enhanced stability and relief from pain with A-Wave! Flex is designed for medium to high arch support, Firm is designed for low, medium and high arch support and XFirm is designed for low to medium arch support.

A-Wave
Flex



SKU	Size
62000	A (5.5-6/6.5-7)
62100	B (6.5-7/7.5-8)
62200	C (7.5-8/8.5-9)
62300	D (8.5-9/9.5-10)
62400	E (9.5-10/10.5-11)
62500	F (10.5-11/11.5-12)
62600	G (11.5-12/12.5-13)
62700	H (13/14)
62800	I (14/15)

A-Wave
Firm



SKU	Size
63000	A (5.5-6/6.5-7)
63100	B (6.5-7/7.5-8)
63200	C (7.5-8/8.5-9)
63300	D (8.5-9/9.5-10)
63400	E (9.5-10/10.5-11)
63500	F (10.5-11/11.5-12)
63600	G (11.5-12/12.5-13)
63700	H (13/14)
63800	I (14/15)

A-Wave
XFirm



SKU	Size
64000	A (5.5-6/6.5-7)
64100	B (6.5-7/7.5-8)
64200	C (7.5-8/8.5-9)
64300	D (8.5-9/9.5-10)
64400	E (9.5-10/10.5-11)
64500	F (10.5-11/11.5-12)
64600	G (11.5-12/12.5-13)
64700	H (13/14)
64800	I (14/15)

Apex®

DYNAFLANGE®

The athletic/recreational solution

A profoundly innovative approach to prefabricated orthotic supports, these patented devices provide enhanced shock absorption, improved posture and add a boost of energy with every step! Experience superior athletic performance and pain-free recreation with DynaFlange®!



DynaFlange®

SKU	Size
83000	A (5-5.5/6-6.5)
83100	B (6-6.5/7-7.5)
83200	C (7-7.5/8-8.5)
83300	D (8-8.5/9-9.5)
83400	E (9-9.5/10-10.5)
83500	F (10-10.5/11-11.5)
83600	G (11-11.5/12-12.5)
83700	H (12-12.5/13-13.5)
83800	I (13/14)
83900	J (14)

Apex®

SELECTFLEX RX™

The tri-performance solution

SelectFlex Rx™ works like an adjustable, life-like ligament underneath your arches, absorbing forces according to your selected Comfort Zone. Developed and engineered by the leading foot and ankle experts in America, SelectFlex Rx is the first orthotic to enable personalized comfort and pain relief. Powered by patented iFlex® technology.



SelectFlex Rx™

SKU	Size
APSFMA	A (5-6/6-7)
APSFMB	B (6.5-7.5/7.5-8.5)
APSFMC	C (8-9/9-10)
APSFMD	D (9.5-10.5/10.5-11.5)
APSFME	E (11-12/12-13)
APSFMF	F (12.5-14/13.5-15)

Select Your
Comfort Zone!



500 FRANK W. BURR BLVD. SUITE #240
TEANECK, NJ 07666

TEL: 1.800.252.2739
FAX: 1.201.808.8155
APEXFOOT.COM

The OHI Family of Brands

